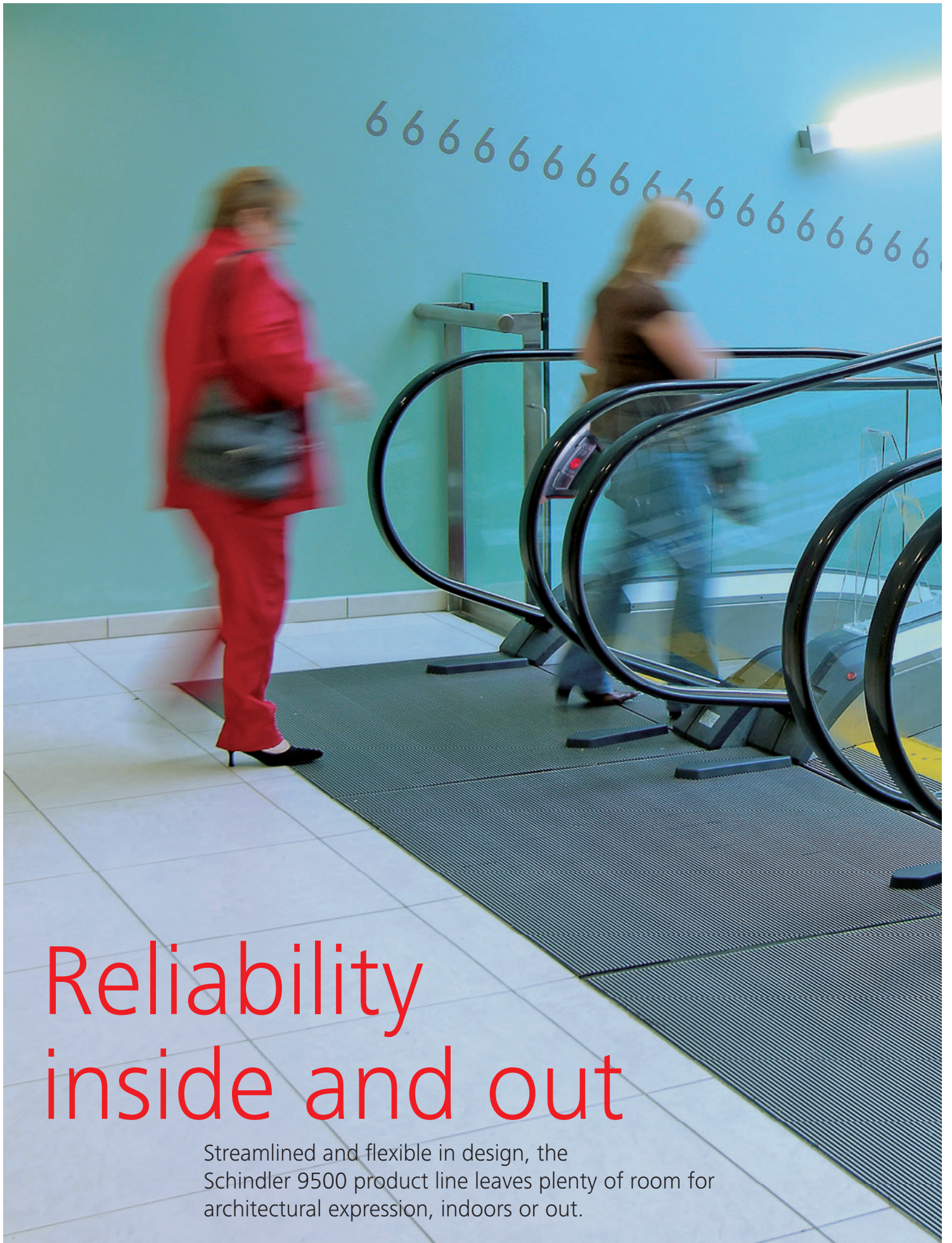




Schindler 9500<sup>®</sup> Advanced Edition  
Inclined Moving Walks, Type 10/15  
When being on the fast track  
brings you peace of mind





# Reliability inside and out

Streamlined and flexible in design, the Schindler 9500 product line leaves plenty of room for architectural expression, indoors or out.

# Schindler 9500® Advanced Edition Type 10 and Type 15

## **The reliable moving walk**

Schindler 9500AE-10 and the Schindler 9500AE-15 moving walks provide quiet, comfortable transportation from floor to floor. Schindler products never compromise on quality, so dependable performance and passenger confidence are assured. Streamlined and flexible in design, the Schindler 9500 product line leaves plenty of room for architectural expression, indoors or out.

## **Two horizontal run options**

Compared to the conventional Schindler 9500AE-15, which features horizontal-running pallets at both the upper and lower landings, the Schindler 9500AE-10 has a horizontal run only at the upper landing (where permissible by code). This makes it the ideal solution if space is limited, provided that ergonomic entry and exit can be ensured at the bottom landing of the moving walk.

## **Streamlined construction**

No moving walk on the market is more compact than the Schindler 9500AE-10 and the Schindler 9500AE-15. With an inclination range from 10 degrees to 12 degrees, short installed lengths and a shallow truss, these units are designed for integration into any given space, no matter how narrow.

## **Exceptionally economical**

Unique Schindler solutions and the use of smart technology help guarantee maximum operational cost-effectiveness and ease of maintenance.

Highly efficient drive technology, with a choice of automatic operation or variable-speed drive (where permissible by code), provides significant energy savings.

# Individualized style

From the structural elements to the materials, finishes and colors, an optimized range of standard variants and options help ensure the aesthetic harmonization of a Schindler 9500 Advanced Edition moving walk with any commercial environment.

## The balustrade

The slim, transparent balustrade design of the Schindler 9500 AE is marked by classic grace. The stainless steel balustrade profile provides maximum durability.

## Deckings

Our deckings are as good-looking as they are robust, and are available in scratch-resistant, powder-coated aluminium or brushed stainless steel.

Schindler further broadens your design choices by including innovative color options for deckings, skirt panels, handrails and newel end caps.

## Lighting

Sophisticated lighting options add substantial visual impact and can help promote safety. Durable, vandal-resistant LED skirt lighting uses light-emitting diode technology to eye-catching effect. Neon skirt lighting accentuates the line of the moving walks as well as enhances safety.



# The technology in detail

## Engineering excellence

Every Schindler 9500 moving walk is designed for quality and customer satisfaction. In fact, quality has always been at the top of the Schindler agenda, and it was Schindler that led the industry into the new era of ISO 9001 quality standards, becoming the first escalator and moving walk manufacturer to receive certification. In accordance with these standards, every Schindler 9500 moving walk is manufactured and tested in our Clinton, North Carolina facility, which was named as one of ten of Americas Best Plants® by *IndustryWeek* magazine.

## Small installation dimensions

Patented short pallets with a depth of only 5 1/4" (133 mm) greatly reduce the transition curves. As a result, these moving walks require minimal installation space.

## Increased safety

The slightly cambered pallet surface offers excellent grip even when damp or wet. Even greater slip resistance can be achieved with an additional long-lasting mineral coating. This Grip+ option is an additional feature specially designed for moving walks located close to a parking area or exit doors. Our sales team will be happy to provide you with more details on this feature.

The short pallets are guided beneath the skirting, increasing user safety even further. Since they are directly attached to the chain, there is no need for parts such as connection elements and rollers that are susceptible to wear. The absence of these moving parts means not only quiet operation but also a longer service life.

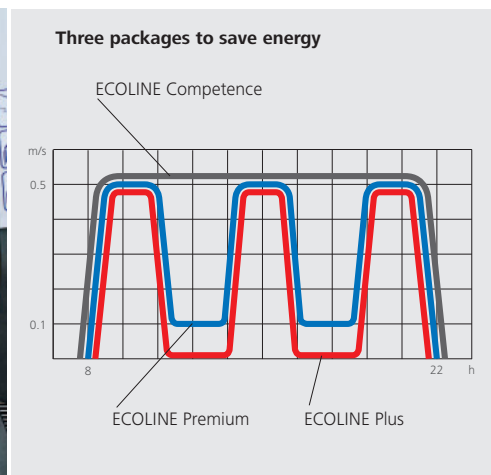

To further enhance safety in a multistory atrium setting, these moving walks can also be equipped with one-meter high balustrades.

## Efficiency

With Schindler you have a choice of three optional energy-saving packages:

- ECOLINE Competence to generate energy savings of up to 20%
- ECOLINE Plus to provide stop-and-go operation
- ECOLINE Premium offering the advantages of crawling speed and peak current reduction thanks to a built-in frequency converter.\*

\* ECOLINE packages are available where permissible by code. Please contact your Schindler representative for more information.





# Reliable mobility

## **A winning team**

A network of product specialists, from engineers and project managers, provide personal attention and a high level of customer service at every step of the manufacture and installation of Schindler 9500 moving walks, helping to ensure that installation and handover are carried out in accordance with the project schedule.

## **At your service**

Schindler's support doesn't stop with the handover. Our proven reliability is clearly evident in our comprehensive network of maintenance and spare-parts supply. Regular professional manufacturer maintenance is available, no matter where units are located.

When sudden intervention is needed, Schindler-trained local maintenance teams can respond quickly. They can diagnose problems and take corrective action, so that passenger service can be resumed as soon as possible.

## **Remote monitoring and control**

To keep downtime to an absolute minimum, all units in a building can be supervised and controlled in real time by the optional Schindler LobbyVision® building management system or other types of remote monitoring. Operating parameters are monitored and recorded. Statistical reports facilitate the efficient management of all transport systems.

## **On-line accessible**

Visit our Web site at [www.us.schindler.com](http://www.us.schindler.com) to see the many unique ways Schindler is making it easier to do business with us. From automatic project drawing and specification programs to long-term project management and maintenance systems, Schindler's aim is to make your job hassle-free.



# Schindler

## Reliable, moving, trailblazing

For generations, Schindler has been providing the finest elevator and escalator technology to architects and builders around the world.

Founded in Switzerland in 1874, the Schindler Group has grown into a multinational company. Today, with more than 45,000 employees on six continents, we are doing business in more than 130 countries. Schindler Elevator Corporation, the North American subsidiary, employs over 6,500 people and operates in more than 250 locations across the U.S. and Canada.

For further information including location of the Schindler office nearest you, please visit:

**[www.us.schindler.com](http://www.us.schindler.com)**

U.S. Headquarters  
Schindler Elevator Corporation  
P.O. Box 1935  
Morristown, New Jersey 07962-1935  
Tel. 973.397.6500

Canada Headquarters  
Schindler Elevator Corporation  
40 Cowdray Court  
Scarborough, Ontario M1S 1A1  
Tel. 416.332.8280



Schindler prints with soy ink on recycled paper.